

Signify Classified - Internal
Cooper Lighting Solutions Photometric Lab
1121 Highway 74 South
Peachtree City, GA 30269



Scaled data based on original data using
LM-79-08 Approved Method: Electrical and Photometric Measurements of Solid-
State Lighting Products

Test Report Prepared for
Cooper Lighting Solutions
(formerly Eaton)

Brand: INVUE

Report Number: P868452

Luminaire Tested: **EMM2-HTN-SA1A-727-U-T2U**

Issue Date: 08/22/2024

Test Information

Test Method: LM-79-08
Report Number: P868452
Test Lab: INNOVATION CENTER(G3)
Issue Date: 08/22/2024
Manufacturer: COOPER LIGHTING SOLUTIONS (FORMERLY EATON)
Product Line: INVUE
Catalog Number: EMM2-HTN-SA1A-727-U-T2U
Description: EPIC MODERN TALL HOUSING DISCRETE LED ARRAYS 40W 70CRI 2700K
FITXURE w/ TYPE II URBAN DISTRIBUTION OPTIC
Light Source: (10) 2700K CCT, 70 CRI LEDS
Ballast/Driver: ELECTRONIC DRIVER

Summary

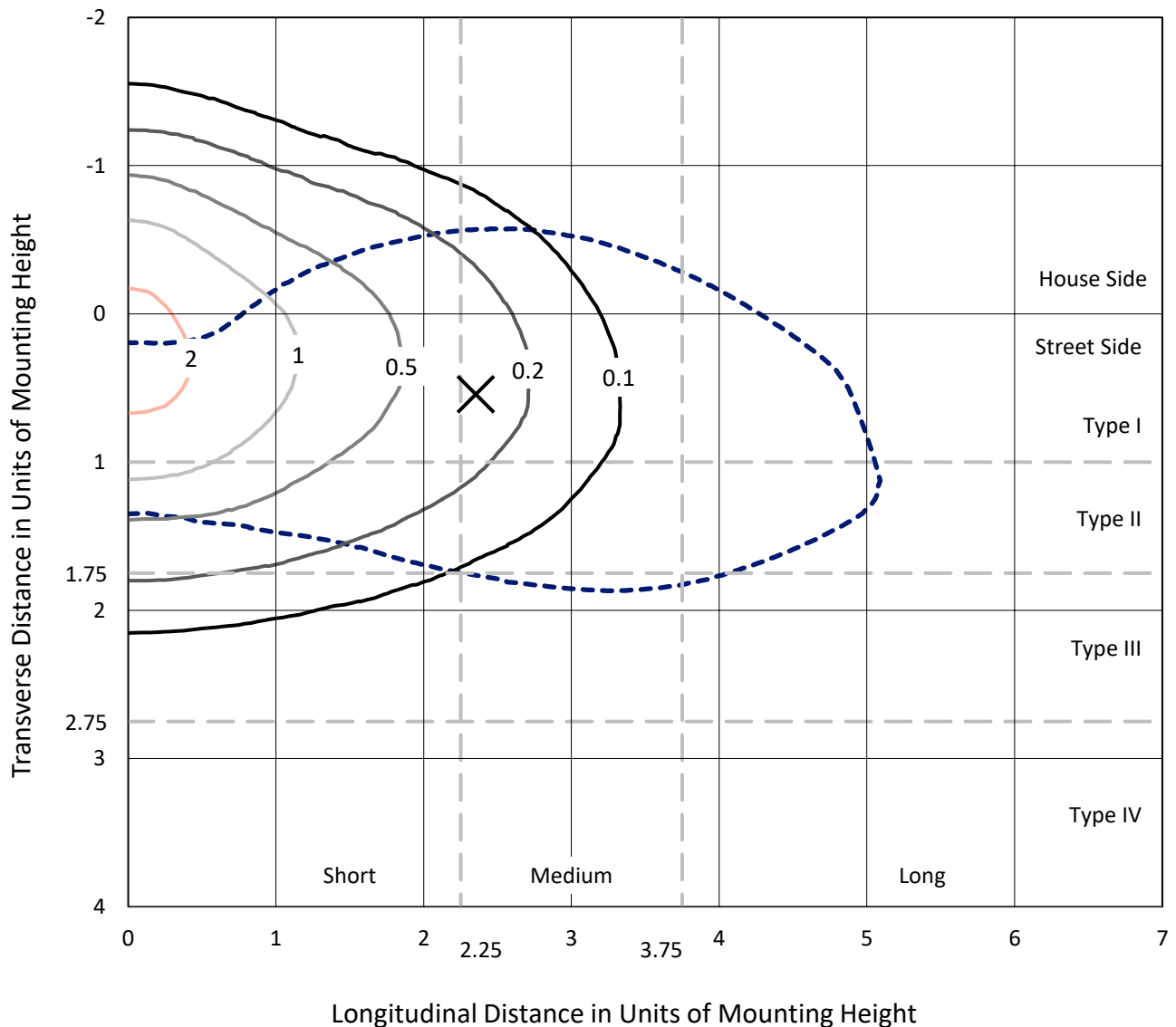
Lumens per Lamp: N/A
Luminaire Lumens: 4611.2 lumens
Efficiency: N/A
Efficacy: 140.6 lumens/watt
Luminous Opening: Rectangular (W 0.33' x L: 0.33' x H: 0')
IES Classification: Type III - Medium
BUG Rating: B1 - U0 - G1

Input Watts (W): 32.8
Input Voltage (V): 120
Input Current (A_{in}): NR
Voltage Rise (V): NR
Power Factor: 0.99
Total Harmonic Distortion (THDi): 9.76%
Frequency (hertz): 60
Stabilization Time: NR
Operation Time: NR
Ambient Temperature (°C): NR
Test Distance: 24 FT

REPORT NUMBER: P868452
 CATALOG NUMBER: EMM2-HTN-SA1A-727-U-T2U

Iso-Footcandle Lines of Horizontal Illumination

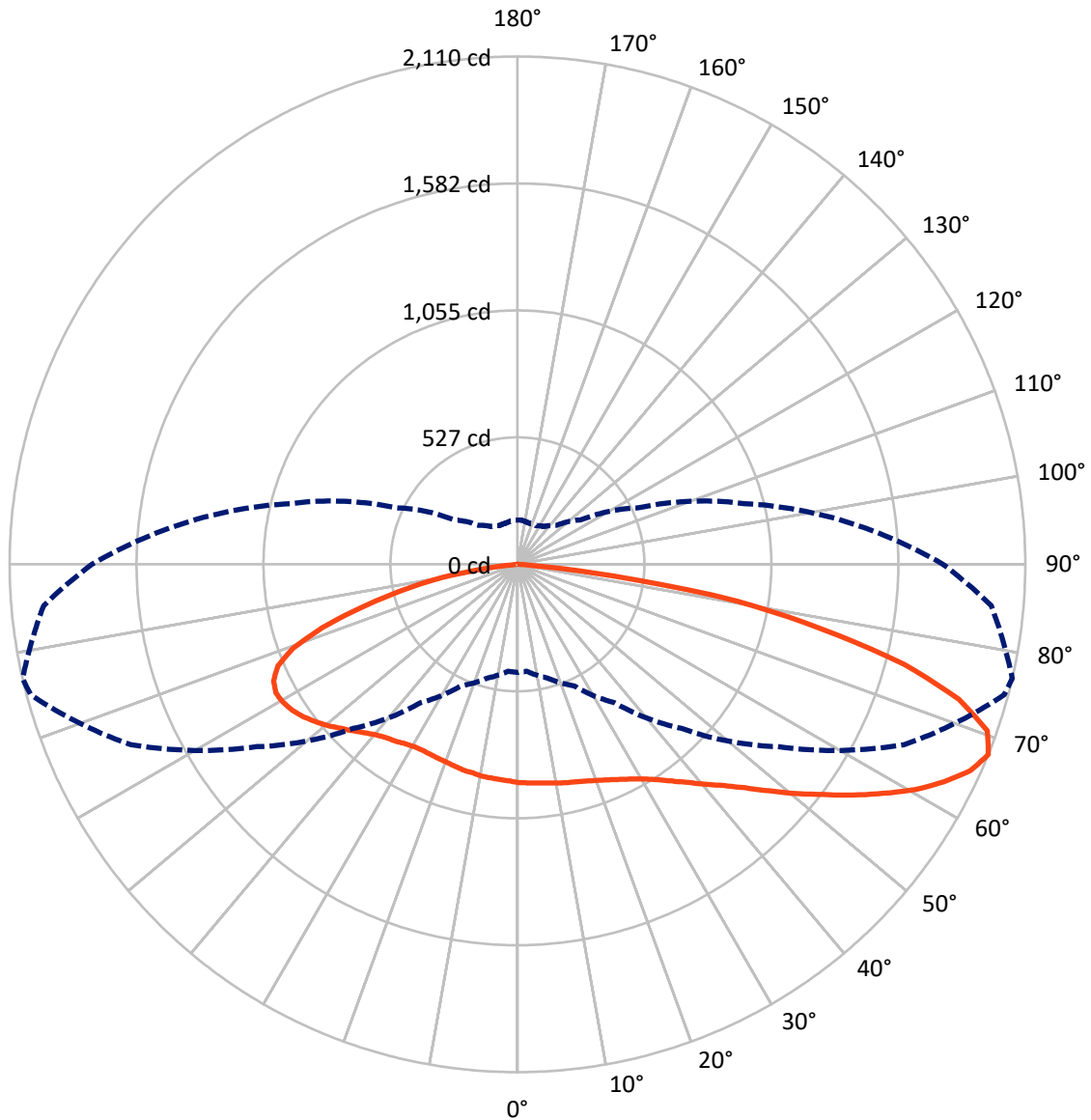
× Max cd
 - - - 1/2 Max cd



Based on 20 foot mounting height. Maximum calculated value = 2.5 fc
 Type III - Medium - N/A

REPORT NUMBER: P868452
CATALOG NUMBER: EMM2-HTN-SA1A-727-U-T2U

Luminous Intensity Polar Plot



— Vertical Plane Through 77-Deg Lateral - - - Horizontal Cone Through 67.5-Deg Vertical

REPORT NUMBER: P868452
 CATALOG NUMBER: EMM2-HTN-SA1A-727-U-T2U

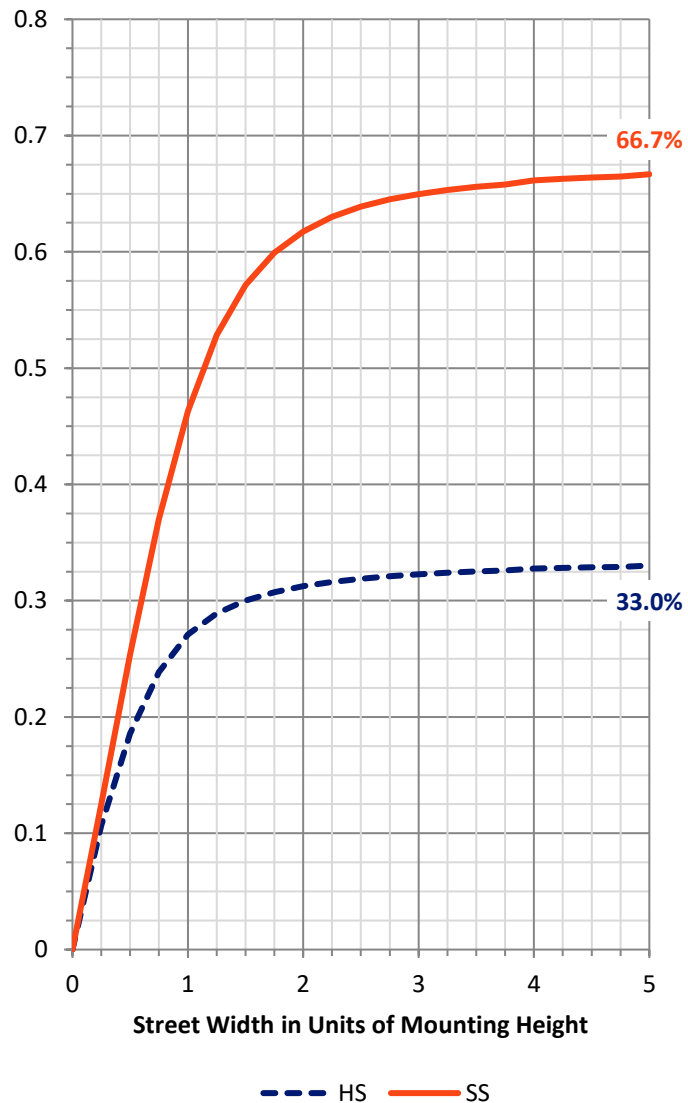
FLUX DISTRIBUTION:

		Downward	Upward	Total
House Side	Lumens	1533.4	0.0	1533.4
	% Fixture	33.3	0.0	33.3
Street Side	Lumens	3077.8	0.0	3077.8
	% Fixture	66.7	0.0	66.7
Total	Lumens	4611.2	0.0	4611.2
	% Fixture	100.0	0.0	100.0

Coefficient of Utilization

ZONAL LUMENS:

Zone	Lumens	% Fixture
0°-10°	87.1	1.9
10°-20°	264.3	5.7
20°-30°	445.5	9.7
30°-40°	632.2	13.7
40°-50°	799.9	17.3
50°-60°	876.3	19.0
60°-70°	847.1	18.4
70°-80°	569.7	12.4
80°-90°	89.0	1.9
90°-100°	0.0	0.0
100°-110°	0.0	0.0
110°-120°	0.0	0.0
120°-130°	0.0	0.0
130°-140°	0.0	0.0
140°-150°	0.0	0.0
150°-160°	0.0	0.0
160°-170°	0.0	0.0
170°-180°	0.0	0.0
0°-90°	4611.2	100.0
0°-180°	4611.2	100.0



REPORT NUMBER: P868452

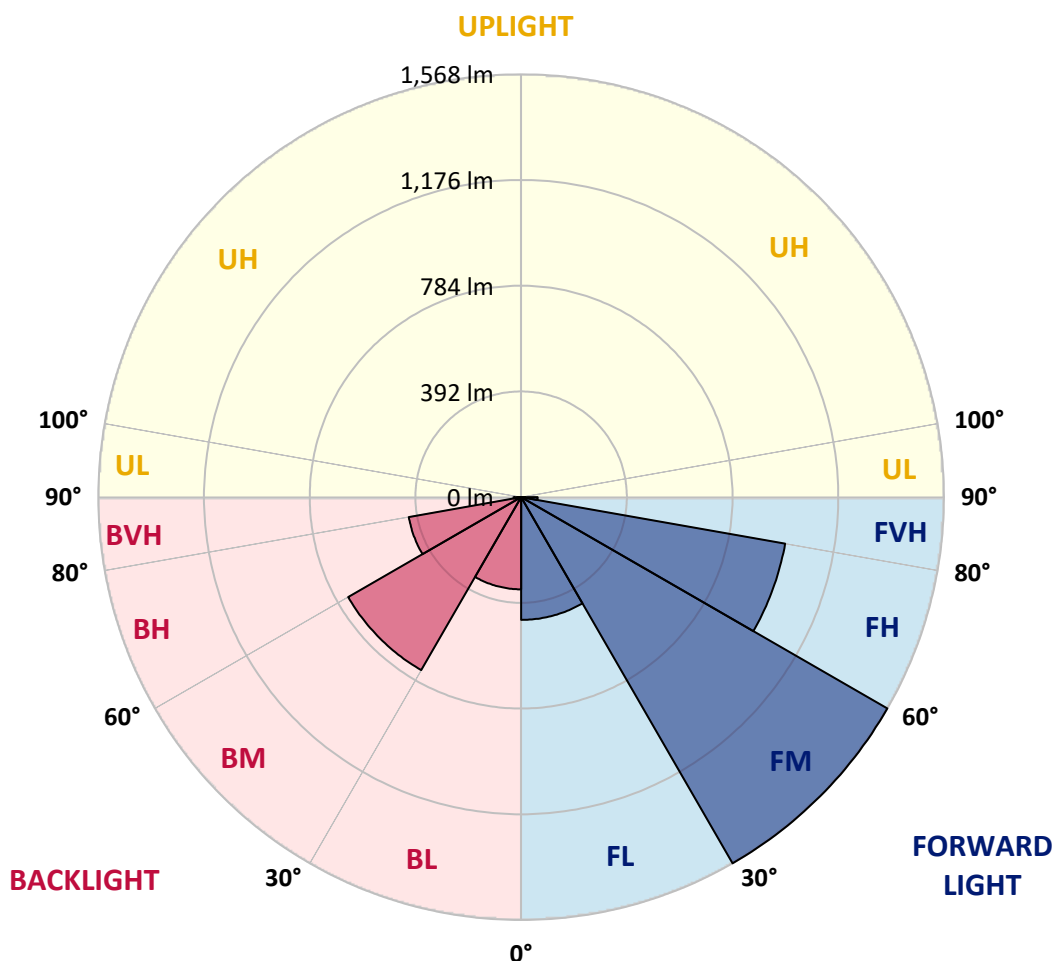
CATALOG NUMBER: EMM2-HTN-SA1A-727-U-T2U

LUMINAIRE CLASSIFICATION SYSTEM LUMEN TABLE AND BUG RATING:

Zone		Lumens	% Fixture	Zone Rating/Lumen Limit		
				B	U	G
FL	(0°-30°)	455.1	9.9			
FM	(30°-60°)	1567.9	34.0			
FH	(60°-80°)	993.9	21.6			G1/1800
FVH	(80°-90°)	61.0	1.3			G1/100
BL	(0°-30°)	341.8	7.4	B1/500		
BM	(30°-60°)	740.6	16.1	B1/1000		
BH	(60°-80°)	422.9	9.2	B1/500		G1/500
BVH	(80°-90°)	28.1	0.6			G1/100
UL	(90°-100°)	0.0	0.0		U0/0	
UH	(100°-180°)	0.0	0.0		U0/0	

BUG Rating: B1-U0-G1

Type III Medium





REPORT NUMBER: P868452

CATALOG NUMBER: EMM2-HTN-SA1A-727-U-T2U

CANDELA DISTRIBUTION (FULL):

	0°	5°	15°	25°	35°	45°	55°	65°	75°	77°	85°
0°	906.6	906.6	906.6	906.6	906.6	906.6	906.6	906.6	906.6	906.6	906.6
2.5°	926.7	925.8	921.2	923.0	917.6	921.2	915.7	911.2	910.3	909.3	910.3
5°	955.9	951.3	946.7	944.0	939.4	937.6	928.5	919.4	913.9	913.0	911.2
7.5°	989.6	987.8	981.4	977.7	965.0	958.6	945.8	929.4	921.2	917.6	913.0
10°	1024.3	1028.8	1020.6	1013.3	998.7	985.0	963.2	942.2	925.8	923.9	913.9
12.5°	1067.1	1066.2	1060.7	1048.0	1030.6	1011.5	985.0	955.9	934.0	930.3	915.7
15°	1105.4	1104.5	1097.2	1085.4	1062.6	1038.9	1003.3	969.5	942.2	936.7	919.4
17.5°	1141.0	1139.2	1134.6	1121.9	1093.6	1064.4	1029.7	985.0	952.2	945.8	922.1
20°	1172.0	1173.8	1168.4	1155.6	1129.2	1098.1	1054.4	1005.1	965.0	957.7	930.3
22.5°	1205.8	1206.7	1203.9	1199.4	1165.6	1132.8	1085.4	1027.9	979.6	972.3	939.4
25°	1241.3	1242.3	1244.1	1241.3	1203.0	1167.5	1117.3	1056.2	999.6	989.6	952.2
27.5°	1282.4	1283.3	1286.9	1281.5	1240.4	1203.0	1152.9	1086.3	1020.6	1009.7	963.2
30°	1328.9	1332.5	1329.8	1328.0	1280.6	1244.1	1188.4	1117.3	1048.0	1034.3	982.3
32.5°	1384.5	1383.6	1378.2	1372.7	1324.3	1286.0	1228.6	1157.4	1081.7	1066.2	1013.3
35°	1424.7	1424.7	1416.5	1413.7	1369.0	1328.9	1272.3	1202.1	1120.0	1105.4	1046.2
37.5°	1449.3	1452.9	1446.6	1448.4	1405.5	1368.1	1316.1	1247.7	1162.0	1149.2	1086.3
40°	1458.4	1467.5	1473.0	1480.3	1437.4	1405.5	1362.6	1297.0	1215.8	1201.2	1134.6
42.5°	1460.2	1473.9	1493.1	1508.6	1460.2	1433.8	1407.3	1347.1	1268.7	1255.9	1187.5
45°	1451.1	1444.7	1491.2	1493.1	1473.0	1456.6	1446.6	1407.3	1345.3	1324.3	1253.2
47.5°	1381.8	1374.5	1387.3	1445.6	1457.5	1466.6	1486.7	1477.6	1421.9	1405.5	1328.9
50°	1269.6	1266.0	1317.0	1380.0	1419.2	1465.7	1519.5	1545.1	1506.8	1496.7	1424.7
52.5°	1084.5	1074.4	1178.4	1300.6	1369.0	1456.6	1542.3	1614.4	1602.5	1587.9	1506.8
55°	966.8	966.8	1037.0	1189.4	1305.2	1423.8	1556.9	1687.3	1708.3	1691.9	1600.7
57.5°	840.9	851.0	923.9	1028.8	1213.1	1363.6	1555.1	1748.5	1810.5	1795.0	1700.1
60°	733.3	741.5	783.5	889.3	1104.5	1284.2	1535.0	1798.6	1905.3	1899.9	1787.7
62.5°	623.9	633.9	667.6	767.1	961.3	1193.0	1493.1	1826.0	1994.7	1989.2	1876.1
65°	536.3	537.2	571.0	654.0	818.1	1082.6	1419.2	1820.5	2064.0	2067.7	1950.9
67.5°	448.7	446.0	489.8	557.3	701.4	964.1	1320.7	1772.2	2093.2	2109.6	1975.6
70°	330.2	333.8	394.9	469.7	592.9	827.3	1183.0	1678.2	2045.8	2071.3	1919.0
72.5°	248.1	255.4	314.7	392.2	495.3	690.4	1032.5	1515.0	1913.5	1917.2	1746.6
75°	201.6	203.4	256.3	325.6	405.9	553.6	829.1	1265.1	1618.0	1660.0	1484.0
77.5°	171.5	169.6	195.2	262.7	327.4	442.4	624.8	962.2	1270.5	1289.7	1162.0
80°	145.9	145.0	154.1	212.5	256.3	315.6	427.8	670.4	906.6	927.6	825.4
82.5°	76.6	82.1	80.3	131.3	145.0	166.0	205.2	304.6	395.8	401.3	379.4
85°	3.6	3.6	3.6	5.5	9.1	14.6	28.3	28.3	31.0	59.3	67.5
87.5°	0.9	0.9	1.8	1.8	1.8	2.7	2.7	3.6	3.6	3.6	3.6
90°	0.0	0.0	0.0	0.0	0.0	0.0	0.0	0.0	0.0	0.0	0.0



REPORT NUMBER: P868452

CATALOG NUMBER: EMM2-HTN-SA1A-727-U-T2U

CANDELA DISTRIBUTION (continued):

	90°	95°	105°	115°	125°	135°	145°	155°	165°	175°	180°
0°	906.6	906.6	906.6	906.6	906.6	906.6	906.6	906.6	906.6	906.6	906.6
2.5°	908.4	904.8	899.3	900.2	899.3	899.3	894.7	891.1	890.2	892.0	895.7
5°	909.3	903.9	895.7	892.9	890.2	888.4	881.1	875.6	872.9	874.7	875.6
7.5°	909.3	901.1	892.0	886.5	879.2	873.8	865.6	858.3	854.6	855.5	857.4
10°	907.5	898.4	891.1	880.2	868.3	861.9	849.1	840.0	835.5	836.4	831.8
12.5°	907.5	897.5	882.9	872.9	856.4	842.8	832.7	822.7	819.0	815.4	813.6
15°	908.4	895.7	881.1	860.1	840.9	826.3	813.6	807.2	801.7	799.9	800.8
17.5°	908.4	895.7	873.8	849.1	827.3	809.0	798.1	790.8	788.9	787.1	787.1
20°	913.0	896.6	867.4	838.2	810.8	791.7	781.7	777.1	777.1	774.4	774.4
22.5°	920.3	898.4	863.7	829.1	797.2	776.2	765.2	759.8	762.5	760.7	759.8
25°	928.5	904.8	859.2	816.3	778.9	757.0	746.1	742.4	741.5	737.0	743.3
27.5°	934.9	909.3	856.4	803.5	762.5	737.0	723.3	716.9	712.3	714.2	712.3
30°	952.2	922.1	857.4	792.6	744.3	713.2	696.8	689.5	687.7	687.7	687.7
32.5°	975.9	938.5	863.7	788.0	726.9	690.4	670.4	663.1	661.3	657.6	659.4
35°	1006.0	963.2	873.8	780.7	713.2	664.0	642.1	632.1	629.3	625.7	625.7
37.5°	1039.8	987.8	881.1	777.1	695.0	636.6	612.0	599.2	597.4	593.8	595.6
40°	1082.6	1021.5	892.9	769.8	674.0	612.0	579.2	558.2	562.8	564.6	568.2
42.5°	1131.0	1064.4	911.2	762.5	657.6	586.5	538.1	517.1	522.6	520.8	524.4
45°	1196.6	1114.6	934.0	759.8	637.5	555.5	496.2	472.5	470.6	467.9	469.7
47.5°	1265.1	1174.8	955.9	754.3	615.7	517.1	448.7	418.6	411.3	407.7	404.1
50°	1336.2	1235.0	981.4	750.6	586.5	474.3	401.3	366.7	353.0	348.4	343.9
52.5°	1416.5	1299.7	1003.3	741.5	554.5	429.6	358.4	319.2	303.7	294.6	295.5
55°	1501.3	1359.0	1023.4	730.6	518.1	387.6	315.6	282.7	267.2	264.5	264.5
57.5°	1579.7	1420.1	1037.9	711.4	481.6	346.6	280.0	251.7	244.4	248.1	248.1
60°	1660.0	1469.4	1045.2	690.4	444.2	311.9	255.4	232.6	228.9	236.2	237.1
62.5°	1724.7	1508.6	1043.4	661.3	403.1	281.8	231.7	213.4	215.3	228.0	230.8
65°	1771.3	1527.7	1020.6	617.5	363.9	255.4	210.7	193.4	193.4	202.5	205.2
67.5°	1767.6	1503.1	975.0	556.4	322.0	228.9	191.5	177.9	177.9	184.2	183.3
70°	1692.8	1418.3	888.4	482.5	280.9	206.1	175.1	165.1	164.2	166.9	166.0
72.5°	1513.1	1245.9	753.4	398.6	242.6	183.3	158.7	149.6	147.8	144.1	141.4
75°	1248.6	1023.4	588.3	317.4	205.2	161.4	143.2	135.0	127.7	132.3	129.5
77.5°	968.6	785.3	437.8	246.3	166.9	140.5	127.7	118.6	116.7	133.2	127.7
80°	706.9	542.7	309.2	176.0	129.5	114.0	106.7	99.4	125.9	168.7	167.8
82.5°	313.8	261.8	141.4	83.9	60.2	50.2	42.0	47.4	79.4	77.5	80.3
85°	28.3	29.2	15.5	10.0	6.4	5.5	3.6	3.6	2.7	2.7	2.7
87.5°	3.6	3.6	2.7	2.7	1.8	1.8	1.8	1.8	0.9	0.9	0.9
90°	0.0	0.0	0.0	0.0	0.0	0.0	0.0	0.0	0.0	0.0	0.0

LM-79-2019: Approved Method: Electrical and Photometric Measurements of Solid-State Lighting Products

Report Prepared for

Cooper Lighting Solutions

Streetworks

Report Number: SP1-2407-157-3

Test Date: 08/07/2024

Luminaire Tested: MEM2-HTN-SA-40-727-U-5WQ-2

Data in this report applies to families of products including MEM2-HTN-SA-40-727-U-5WQ-2

Test Information

Test Method: LM-79-2019
 Report Number: SP1-2407-157-3
 Test Lab: COOPER LIGHTING SOLUTIONS
 Photometer: SP1 - 76IN SPHERE
 Measurement Geometry: 4π
 Issue Date: 08/20/2024
 Manufacturer: COOPER LIGHTING SOLUTIONS
 Product Line: Streetworks
 Catalog Number: **MEM2-HTN-SA-40-727-U-5WQ-2**
 Description: Epic Modern Light Square 40W 5WQ Optic and Flare Trim

Spectral Parameters

CCT (K): 2747
 CIE u': 0.2606
 CIE v': 0.5257
 Duv: -0.0005
 CIE x: 0.4552
 CIE y: 0.4082
 CIE z: 0.1366
 Peak Wavelength (nm): 597
 Dominant Wavelength (nm): 584
 Purity: 59.16856
 R_f: 75.5
 R_g: 93.6

CRI (Ra):	71.7		
R1:	68.1	R9:	-35.3
R2:	83.9	R10:	64.2
R3:	94.7	R11:	61.7
R4:	66.3	R12:	53.9
R5:	67.4	R13:	71.2
R6:	78.7	R14:	97.6
R7:	75.0	R15:	59.3
R8:	39.4		



Test Conditions

Stabilization Time: 22M
 Operation Time: 1H 22M
 Sphere Temperature (°C): 24.2

REPORT NUMBER: SP1-2407-157-3

Measurement and Test Equipment			
Instrument	Identification Number	Calibration Date	Calibration Due Date
Photometer	IN0058	6/18/2024	12/18/2024
Power Meter	INXT2011004	2/8/2024	2/8/2025
AC Power Source	IN0063	10/24/2023	10/24/2024
DC Power Source	IN0208	10/24/2023	10/24/2024
Sphere Thermometer	IN0085	10/24/2023	10/24/2024
Room Thermometer	IN0046	10/24/2023	10/24/2024

REPORT NUMBER: SP1-2407-157-3

CIE 1931 Chromaticity Diagram



CIE 1931 Chromaticity Diagram with 2017 ANSI 7-Step and 4-Step Quadrangles



CCT = 2747K
 CIE x = 0.4552
 CIE y = 0.4082
 Duv = -0.0005

Point lies inside the ANSI 2700K 4-step quadrangle

REPORT NUMBER: SP1-2407-157-3

Photopic Flux vs. Wavelength



Photopic Lumens: NR

λ (nm)	Power W [^] /nm	Lumens (ϕ /nm)	λ (nm)	Power W [^] /nm	Lumens (ϕ /nm)	λ (nm)	Power W [^] /nm	Lumens (ϕ /nm)	λ (nm)	Power W [^] /nm	Lumens (ϕ /nm)	λ (nm)	Power W [^] /nm	Lumens (ϕ /nm)
360	0	NR	490	103	NR	620	846	NR	750	20	NR	880	0	NR
365	0	NR	495	130	NR	625	784	NR	755	17	NR	885	1	NR
370	0	NR	500	171	NR	630	720	NR	760	15	NR	890	0	NR
375	0	NR	505	221	NR	635	652	NR	765	13	NR	895	0	NR
380	0	NR	510	268	NR	640	587	NR	770	11	NR	900	0	NR
385	0	NR	515	313	NR	645	521	NR	775	9	NR	905	0	NR
390	0	NR	520	350	NR	650	461	NR	780	8	NR	910	0	NR
395	0	NR	525	381	NR	655	406	NR	785	7	NR	915	0	NR
400	0	NR	530	407	NR	660	353	NR	790	6	NR	920	0	NR
405	2	NR	535	435	NR	665	307	NR	795	5	NR	925	0	NR
410	4	NR	540	462	NR	670	264	NR	800	4	NR	930	0	NR
415	9	NR	545	496	NR	675	227	NR	805	4	NR	935	0	NR
420	20	NR	550	534	NR	680	196	NR	810	3	NR	940	0	NR
425	38	NR	555	582	NR	685	167	NR	815	3	NR	945	0	NR
430	69	NR	560	638	NR	690	144	NR	820	2	NR	950	0	NR
435	120	NR	565	700	NR	695	122	NR	825	2	NR	955	0	NR
440	193	NR	570	767	NR	700	103	NR	830	2	NR	960	0	NR
445	316	NR	575	836	NR	705	88	NR	835	2	NR	965	0	NR
450	469	NR	580	898	NR	710	74	NR	840	1	NR	970	0	NR
455	431	NR	585	947	NR	715	63	NR	845	1	NR	975	0	NR
460	264	NR	590	982	NR	720	54	NR	850	1	NR	980	0	NR
465	197	NR	595	997	NR	725	46	NR	855	1	NR	985	0	NR
470	155	NR	600	997	NR	730	39	NR	860	1	NR	990	0	NR
475	108	NR	605	978	NR	735	33	NR	865	1	NR	995	0	NR
480	90	NR	610	947	NR	740	28	NR	870	1	NR	1000	0	NR
485	92	NR	615	900	NR	745	24	NR	875	1	NR			

REPORT NUMBER: SP1-2407-157-3

Scotopic Flux vs. Wavelength



Scotopic Lumens: NR

S/P: 1.13

λ (nm)	Power W [^] /nm	Lumens (φ/nm)	λ (nm)	Power W [^] /nm	Lumens (φ/nm)	λ (nm)	Power W [^] /nm	Lumens (φ/nm)	λ (nm)	Power W [^] /nm	Lumens (φ/nm)	λ (nm)	Power W [^] /nm	Lumens (φ/nm)
360	0	NR	490	103	NR	620	846	NR	750	20	NR	880	0	NR
365	0	NR	495	130	NR	625	784	NR	755	17	NR	885	1	NR
370	0	NR	500	171	NR	630	720	NR	760	15	NR	890	0	NR
375	0	NR	505	221	NR	635	652	NR	765	13	NR	895	0	NR
380	0	NR	510	268	NR	640	587	NR	770	11	NR	900	0	NR
385	0	NR	515	313	NR	645	521	NR	775	9	NR	905	0	NR
390	0	NR	520	350	NR	650	461	NR	780	8	NR	910	0	NR
395	0	NR	525	381	NR	655	406	NR	785	7	NR	915	0	NR
400	0	NR	530	407	NR	660	353	NR	790	6	NR	920	0	NR
405	2	NR	535	435	NR	665	307	NR	795	5	NR	925	0	NR
410	4	NR	540	462	NR	670	264	NR	800	4	NR	930	0	NR
415	9	NR	545	496	NR	675	227	NR	805	4	NR	935	0	NR
420	20	NR	550	534	NR	680	196	NR	810	3	NR	940	0	NR
425	38	NR	555	582	NR	685	167	NR	815	3	NR	945	0	NR
430	69	NR	560	638	NR	690	144	NR	820	2	NR	950	0	NR
435	120	NR	565	700	NR	695	122	NR	825	2	NR	955	0	NR
440	193	NR	570	767	NR	700	103	NR	830	2	NR	960	0	NR
445	316	NR	575	836	NR	705	88	NR	835	2	NR	965	0	NR
450	469	NR	580	898	NR	710	74	NR	840	1	NR	970	0	NR
455	431	NR	585	947	NR	715	63	NR	845	1	NR	975	0	NR
460	264	NR	590	982	NR	720	54	NR	850	1	NR	980	0	NR
465	197	NR	595	997	NR	725	46	NR	855	1	NR	985	0	NR
470	155	NR	600	997	NR	730	39	NR	860	1	NR	990	0	NR
475	108	NR	605	978	NR	735	33	NR	865	1	NR	995	0	NR
480	90	NR	610	947	NR	740	28	NR	870	1	NR	1000	0	NR
485	92	NR	615	900	NR	745	24	NR	875	1	NR			

REPORT NUMBER: SP1-2407-157-3

Melanopic Flux vs. Wavelength



Melanopic Lumens: NR M/P: 2.04

λ (nm)	Power W [^] /nm	Lumens (φ/nm)	λ (nm)	Power W [^] /nm	Lumens (φ/nm)	λ (nm)	Power W [^] /nm	Lumens (φ/nm)	λ (nm)	Power W [^] /nm	Lumens (φ/nm)	λ (nm)	Power W [^] /nm	Lumens (φ/nm)
360	0	NR	490	103	NR	620	846	NR	750	20	NR	880	0	NR
365	0	NR	495	130	NR	625	784	NR	755	17	NR	885	1	NR
370	0	NR	500	171	NR	630	720	NR	760	15	NR	890	0	NR
375	0	NR	505	221	NR	635	652	NR	765	13	NR	895	0	NR
380	0	NR	510	268	NR	640	587	NR	770	11	NR	900	0	NR
385	0	NR	515	313	NR	645	521	NR	775	9	NR	905	0	NR
390	0	NR	520	350	NR	650	461	NR	780	8	NR	910	0	NR
395	0	NR	525	381	NR	655	406	NR	785	7	NR	915	0	NR
400	0	NR	530	407	NR	660	353	NR	790	6	NR	920	0	NR
405	2	NR	535	435	NR	665	307	NR	795	5	NR	925	0	NR
410	4	NR	540	462	NR	670	264	NR	800	4	NR	930	0	NR
415	9	NR	545	496	NR	675	227	NR	805	4	NR	935	0	NR
420	20	NR	550	534	NR	680	196	NR	810	3	NR	940	0	NR
425	38	NR	555	582	NR	685	167	NR	815	3	NR	945	0	NR
430	69	NR	560	638	NR	690	144	NR	820	2	NR	950	0	NR
435	120	NR	565	700	NR	695	122	NR	825	2	NR	955	0	NR
440	193	NR	570	767	NR	700	103	NR	830	2	NR	960	0	NR
445	316	NR	575	836	NR	705	88	NR	835	2	NR	965	0	NR
450	469	NR	580	898	NR	710	74	NR	840	1	NR	970	0	NR
455	431	NR	585	947	NR	715	63	NR	845	1	NR	975	0	NR
460	264	NR	590	982	NR	720	54	NR	850	1	NR	980	0	NR
465	197	NR	595	997	NR	725	46	NR	855	1	NR	985	0	NR
470	155	NR	600	997	NR	730	39	NR	860	1	NR	990	0	NR
475	108	NR	605	978	NR	735	33	NR	865	1	NR	995	0	NR
480	90	NR	610	947	NR	740	28	NR	870	1	NR	1000	0	NR
485	92	NR	615	900	NR	745	24	NR	875	1	NR			

Summary

$R_f = 75.5$
 $R_g = 93.6$
 $CIE R_a = 71.7$
 $R_g = -35.3$



Color Vector Graphics

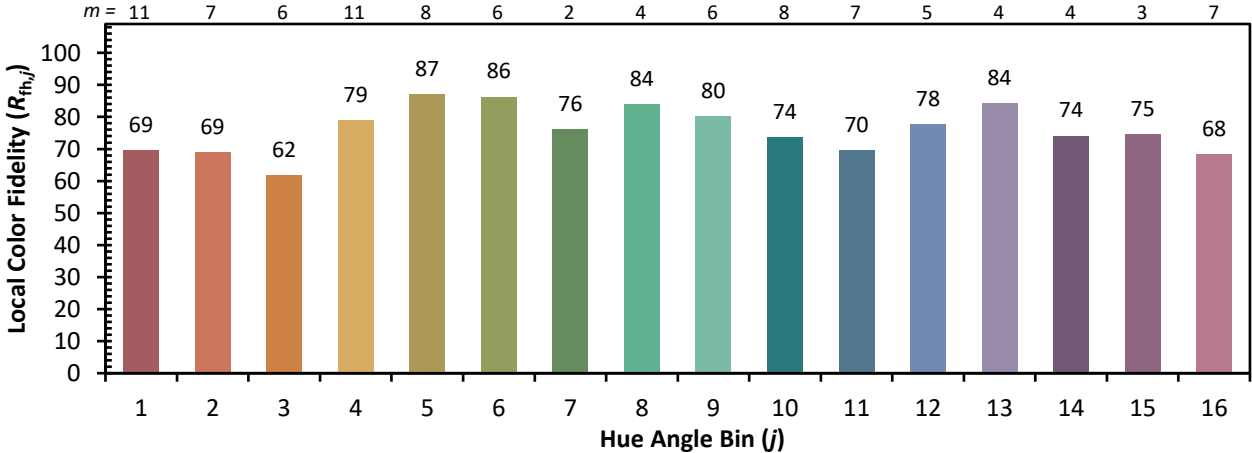


Individual Sample Fidelity Index ($R_{f,i}$)

CES01 = 86	CES26 = 68	CES51 = 87	CES76 = 63
CES02 = 63	CES27 = 90	CES52 = 85	CES77 = 79
CES03 = 31	CES28 = 87	CES53 = 78	CES78 = 66
CES04 = 71	CES29 = 71	CES54 = 86	CES79 = 87
CES05 = 50	CES30 = 85	CES55 = 84	CES80 = 85
CES06 = 52	CES31 = 74	CES56 = 75	CES81 = 67
CES07 = 42	CES32 = 66	CES57 = 75	CES82 = 93
CES08 = 41	CES33 = 80	CES58 = 76	CES83 = 91
CES09 = 29	CES34 = 79	CES59 = 85	CES84 = 89
CES10 = 77	CES35 = 89	CES60 = 90	CES85 = 72
CES11 = 60	CES36 = 93	CES61 = 81	CES86 = 59
CES12 = 66	CES37 = 88	CES62 = 91	CES87 = 77
CES13 = 43	CES38 = 93	CES63 = 77	CES88 = 79
CES14 = 74	CES39 = 97	CES64 = 67	CES89 = 65
CES15 = 72	CES40 = 93	CES65 = 66	CES90 = 80
CES16 = 48	CES41 = 93	CES66 = 63	CES91 = 80
CES17 = 51	CES42 = 89	CES67 = 61	CES92 = 55
CES18 = 57	CES43 = 78	CES68 = 68	CES93 = 72
CES19 = 73	CES44 = 99	CES69 = 78	CES94 = 48
CES20 = 67	CES45 = 85	CES70 = 63	CES95 = 66
CES21 = 88	CES46 = 81	CES71 = 61	CES96 = 76
CES22 = 80	CES47 = 86	CES72 = 86	CES97 = 81
CES23 = 92	CES48 = 74	CES73 = 56	CES98 = 76
CES24 = 91	CES49 = 79	CES74 = 93	CES99 = 64
CES25 = 73	CES50 = 86	CES75 = 66	



Color Rendition by Hue-Angle Bin



Measure Comparisons



(END OF REPORT)